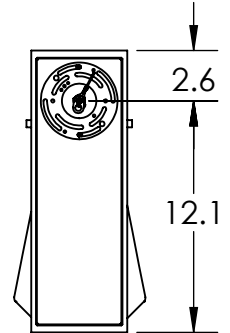
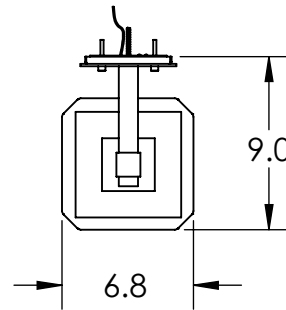
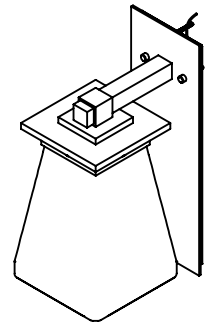
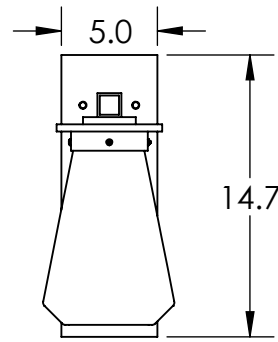


All dimensions are shown in inches unless otherwise stated.



Mounting Method: J-Box Wall Mount

PRODUCT DESCRIPTION

A fresh re-interpretation of an old-world lantern silhouette, the Beacon Arm Sconce features a large artisan blown glass shade with a clear chilled texture. It is offered with both incandescent and AC LED lamping, but note that **only the AC LED option is IDA Dark Sky compliant.**

Choose from three AAMA 2604-rated finishes that provide long-lasting UV and corrosion resistance in coastal and other harsh climates. All Beacon lighting includes a lifetime warranty to the original purchaser.

SCAN FOR MORE INFORMATION

PRODUCT SPECIFICATION

Construction: Aluminum Body With Blown Glass

Finish Options: **AG** **SB** **TB**

Glass Types: **HC**

Suspension Method: Wall Mount

Weight(lbs.): 10

UL Rating: Wet

Top Diffuser: Closed

Bottom Diffuser: Closed Glass

Light Source: LED

Electrical Qty: 1

Wattage (Watts): 4.5

Voltage (Volts): 120

Source Lumens: 400

Dimming: ELV to 1%

CCT: 3000K

Driver Quantity & Location: 1, in J-Box

CRI: 93+

Power Factor: >0.9

Notes:

GENERAL NOTES:

Visit studio.hammerton.com to read about our Lifetime Limited Warranty.

All Hammerton fixtures are handcrafted by artisans. Subtle imperfections reflect the mark of the artisan and should be expected in any handcrafted product. Dimensions may vary up to 7/8".

Rev (E) 6/21/2021